

OverView P



Customized display solutions

Barco's OverView P series is a compact mechanical system designed to house Poly-Silicon LCD projection systems with XGA or SXGA resolution and different screen types in 67" or 84" diagonal. Next to a range of standardized solutions, any display with screen sizes up to 100" can be designed depending on the viewing needs, shape and dimensions of the installation site. Furthermore OverView P can also be seamlessly integrated into any control center already in use and help you keep up with future developments in projection technologies.

Flexible structure

- designed to form a display wall of any size, in a linear or curved setup
- requires minimal installation depth
- closed structure helps eliminate light and dust
- design-engineered optical solution, from the lamp to the screen
- optional architectural trim for stand-alone or built-in solutions

High-precision screen

- provides high-contrast, even in bright ambient light
- type of screen is selected based on the overall environmental conditions and operational requirements
- stitched screens: the use of very fine steel pins results in a nearly imperceptible optical seam (patented seamless screen mounting)
- screen modules: the distance of pixels between adjacent screens is about 1.2 mm (0.047")

Projection engine

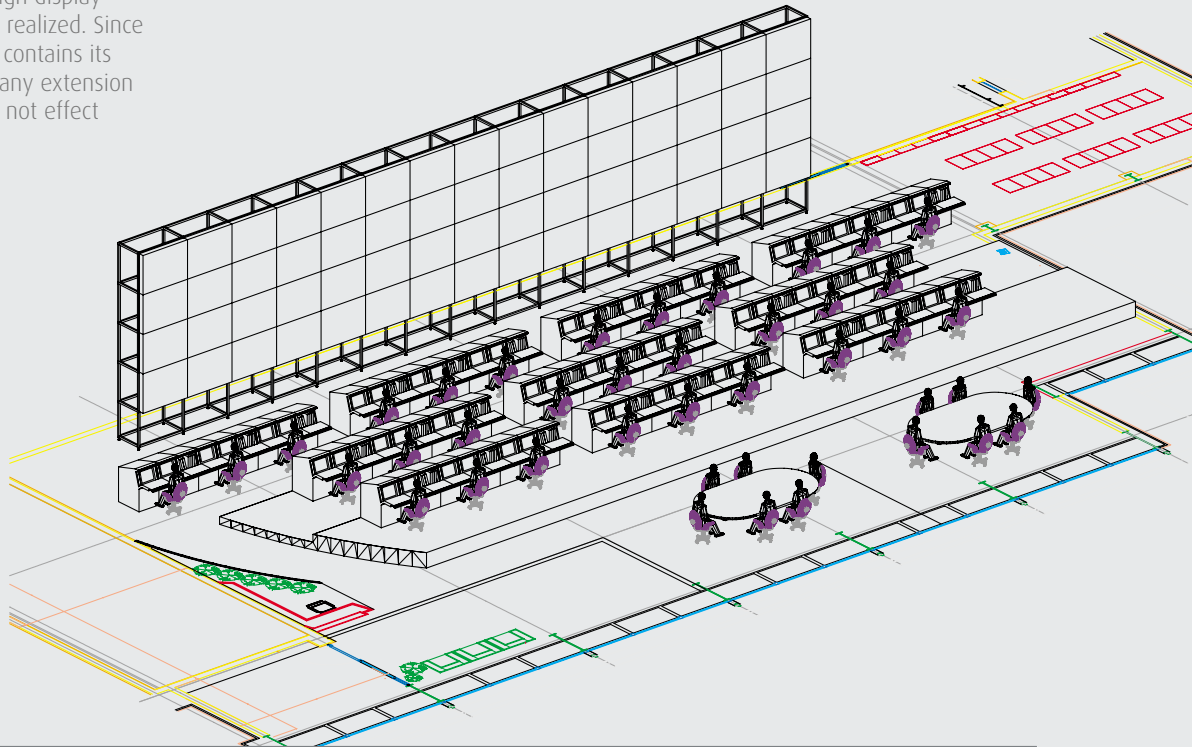
- designed to incorporate various projection engines based on most modern technologies
- designed for rear-projection applications in 24/7 environment
- access to operation and service adjustments through IR remote control
- Barco's Lamp-Lease Program allows you to efficiently control operational costs

BARCO

Visibly yours

Modular rear projection system

Due to the modular design display walls of any size can be realized. Since each projection module contains its own projection engine, any extension of the display wall does not effect brightness and contrast.



	OVERVIEW cPG67	OVERVIEW cPR67	OVERVIEW cPG84	OVERVIEW cPR84
Analog	-	V(0)	-	V(0)
Digital	V(1)	V(2)	V(1)	V(2)

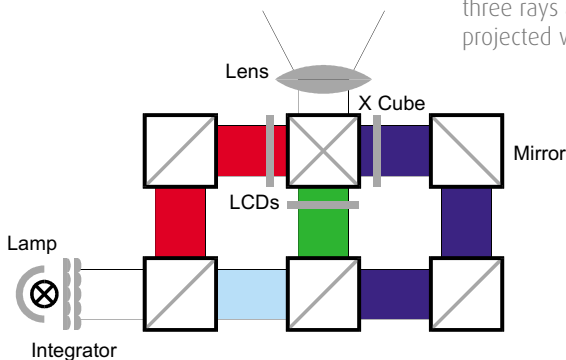
- (0) Analog control unit and analog projection engine
- (1) Digital projection engine
- (2) Analog projection engine

Projection engines

Principle of 3-panel Poly-Silicon projection engines

Principle of 3-Panel Poly-Silicon Projection Engines
The white light from the lamp is dispersed into a red, a green, and a blue ray through dichroic mirrors. Every ray illuminates its own, monochrome LCD with the corresponding color information of the image to be projected.

The LCD panels are firmly attached to a cubical prism, the X-Cube. This prism system reunites the three rays again so that the image is projected with a single objective.



Digital projection engine

The digital projection engine has XGA resolution (4:3 aspect ratio). Each LCD panel has a total of 786x432 pixels (XGA, 1024x768).

The optical components used, excel in high brightness and contrast.

The optimally adjusted high-performance lens system guarantees a distortion free and sharp image.

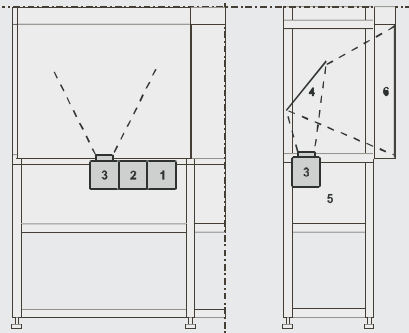
The 30-Bit Color Management for optimal color tuning is the key to achieve a homogeneous display of any size. Barco's CAST (Color Adjustment Service Tool) enables automatic and fast color adjustment.

The projection engine can be RS232 remote-controlled and is connected to the graphical controllers through a Panellink™ interface.

Design of OverView P

Each OverView P consists of the following components:

- 1 lamp module
- 2 illumination unit
- 3 projection unit
- 4 deflection mirror
- 5 OverView P structure covered with light shields
- 6 screen module or stitched screen



Optics, electronics and mechanics are highly reliable and durable for 24/7 operation. The system is designed for easy replacement of consumables and spare parts.

Principle of rear projection

The major advantage of rear projection is the high contrast ratio provided even at daylight. This results from the fact that the impact of ambient light is nearly eliminated by design.

A highly efficient lamp with long operation time provides white light. The light is paralleled by an integrator lens system thus providing optimal equal light distribution for the image processor.

The image processor generates a picture which is projected onto the screen. The mirror housing system prevents daylight from shining on the back of the screen.

Screens

The screen consists of a Fresnel lens and a front element.

Fresnel lens

The Fresnel lens deflects the light coming from the projection lens system such that it falls perpendicularly onto the front element screen. Fresnel elements provide the evenness of image brightness.

Front element

The front element screen guarantees that the light is distributed horizontally and vertically, while maintaining a high contrast.

Surface

The surface of the screen minimizes the direct reflection of the light of the surrounding. This also contributes to the high contrast of the screen.

Analog projection engine

The analog projection engine has SXGA resolution (5:4 ratio). Each panel has a total of 1310x720 pixels (SXGA, 1280x1024).

Excellent optics for high brightness, contrast, uniformity contribute together with a high performance lens system to an outstanding display quality.

OverView systems equipped with an analog projection engine have a built-in control unit which offers the possibility to display all current video and RGB sources. It can be operated either by an integrated soft-touch panel or by IR remote control.

Of course the projection engine can also be connected to the entire range of Barco's graphical control units.

Built-in control unit of analog projectors

Inputs

- 1 x 5 BNC for: RGB, component video, composite video, S-Video
- 1 x S-video (4-pin mini-DIN)
- 1 x Video (BNC or cinch)
- 1 x VGA (D15) connector
- 3 x Stereo audio L/R (cinch)
- 1 x DVI-D input
- DDC support according to VESA EDID Standard Version 3
- Genlock support 50 - 60 Hz

Optional

- 1 x Serial Digital Input/Output SDI/SDO
- 1 x IEEE1394 FireWire

Outputs

- 1 x VGA (D15) connector
- 1 x Stereo audio L/R (cinch)
- 1 x Trigger Output Mini-jack

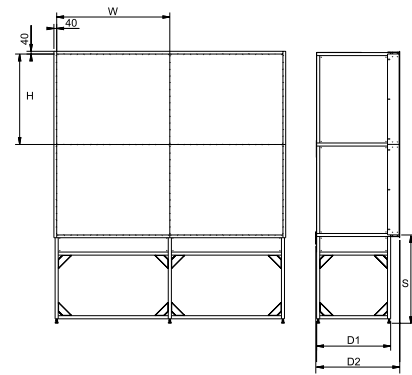
Scan Frequencies

Horizontal: 15 kHz-115 kHz
Vertical: 25 Hz-150 Hz

Communication

- 2 x D9 connectors for RS232 in/out
- 1 x D9 connector for Com 800
- 1 x Mouse Out (DIN 13)
- 1 x Mini-jack for wired RC
- 1 x IR receivers
- 2 x D9 connectors for RS 232 in/out
- 1 x IR receiver and scan conversion
- Input resolution up to 1280x1024 pixels

Technical specifications OverView P



	OverView cPG67	OverView cPR67	OverView cPG84	OverView cPR84
Dimensions				
• Screen diagonal	67"	67"	84"	84"
• Width	1368 mm 53.86 in.	1335 mm 52.56 in.	1708 mm 67.24 in.	1650 mm 65 in.
• Height	1026 mm 40.39 in.	1068 mm 42.05 in.	1281 mm 50.43 in.	1320 mm 52 in.
• Depth 1	753 mm 29.65 in.	798 mm 31.4 in.	1041 mm 41 in.	1079 mm 42.5 in.
• Depth 2	897 mm 35.32 in.	942 mm 37.1 in.	1186 mm 46.68 in.	1225 mm 48.2 in.
• S (min)	614 mm 24.17 in.	492 mm 19.4 in.	486 mm 19.13 in.	366 mm 14.4 in.
• S (max)	1288 mm 50.7 in.	1288 mm 50.7 in.	1288 mm 50.7 in.	1288 mm 50.7 in.
• Weight	108 kg 238 lbs	108 kg 239 lbs	138 kg 305 lbs	138 kg 305 lbs
Projection engine				
• Technology	Poly-Silicon	Poly-Silicon	Poly-Silicon	Poly-Silicon
• Analog/Digital	Digital	Analog	Digital	Analog
• Resolution	1024x768 pixels	1280x1024 pixels	1024x768 pixels	1280x1024 pixels
	XGA	SXGA	XGA	SXGA
• Ratio	4:3	5:4	4:3	5:4
• Colors	16.7 millions	16.7 millions	16.7 millions	16.7 millions
• Lamp	100 W	100 W	100 W	100 W
• Operation time	8000 h (average)	8000 h (average)	8000 h (average)	8000 h (average)
• Luminous flux	600 lumens	500 lumens	600 lumens	500 lumens
• Brightness uniformity	> 95%	> 95%	> 95%	> 95%
• Contrast	250:1	350:1	250:1	350:1
• Power supply	100-240 VAC	100-240 VAC	100-240 VAC	100-240 VAC
	50-60 Hz	50-60 Hz	50-60 Hz	50-60 Hz
• Power consumption	140 W	220 W	140 W	220 W
Screen				
	Stitched Screen	Stitched Screen	Stitched Screen	Stitched Screen
	Screen Module	Screen Module	Screen Module	Screen Module
	Black type screen with large viewing angles	Black type screen with large viewing angles	High gain screen	High gain screen
• Luminance	130 cd/m ² 38 ftl	110 cd/m ² 32 ftl	262 cd/m ² 77 ftl	220 cd/m ² 65 ftl
Operating Cond.				
• Operating temp (°C)	17°C - 27°C*	17°C - 27°C*	17°C - 27°C*	17°C - 27°C*
	0°C - 40°C**			
• Operating temp (°F)	62°F - 80°F*	62°F - 80°F	62°F - 80°F	62°F - 80°F
	30-105°F**			
• Humidity	40%-60%*	40%-60%	40%-60%	40%-60%
	non condensing	non condensing	non condensing	non condensing
	max. 80%**			
	non condensing			



for updated product information see "Visual Displays" at www.barcocontrolrooms.com/en/products

*) stitched screen **) screen module

Barco Control Rooms - Belgium
Noordlaan 5, 8520 Kuurne
Phone (32) (56) 368211
E-mail sales.bcd@barco.com

Ref. no. R599423 March '04

Barco Control Rooms is an ISO 9001 registered company.
The information and data given are typical for the equipment described. However any individual item is subject to change without any notice.
The latest version of this product sheet can be found on www.barcocontrolrooms.com
Pentium is a registered trademark of Intel Corporation. Windows and Windows NT are registered trademarks of Microsoft Corporation. PanelLink is a trademark of Silicon Image.

Germany Phone (49) (721) 62010
USA Phone (1) (770) 2183200
Brazil Phone (55) (11) 38421656
Japan Phone (81) (3) 57628720
Hong Kong Phone (852) 23970752

BARCO

Visibly yours

www.barcocontrolrooms.com