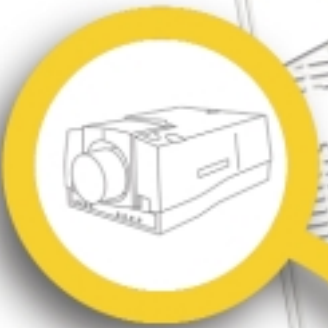


Auditorium

Boardroom



# Intelligent Control and Management of Projectors

## Remote Control of Multiple Projectors

By using the web application in a standard internet browser, the user can access all vital functions of multiple projectors from any networked location. With just one mouse click, projector features are easily accessed:

- projector on/standby
- source selection
- brightness, contrast, sharpness
- size, aspect ratio, keystone correction
- lens zoom, shift and focus
- audio settings

... as well as all other functions adjustable through the standard remote control.

## On-line Diagnostics

The user can be informed of the general status of all projectors in the network: the lamp life, the total runtime of the projector, the software version, etc.

More advanced diagnostics provide the user with information on electronic errors in specific ICs and power supplies.

This results in improved and faster service and significantly reduces the overall cost of ownership.

m

## Conference Room



## Meeting Room

## Administrator

### Mail Service

The diagnostics information can also be delivered by mail. The configuration of this mail service is so flexible that you can choose what status information you prefer, at which time intervals you want it to be sent and to whom.


### Easy Upgrades

The web application can easily be upgraded with the latest features and updates using the File Transfer Protocol (FTP).




### Easy Integration into the Existing Network

Network administrators control and monitor all devices on the LAN. Using the Simple Network Management Protocol (SNMP) these devices (computers, printers, hubs, ...) communicate with the administrator to form the LAN's management. By integrating this protocol into the BARCO 6000 Series projectors, they become true network devices, just like your PC or your network printer.<sup>(1)</sup>

## Manager Software

BARCO's -Manager software was specifically developed to allow the user/administrator to manage all projectors in various locations from one central point.

As security is important on the net, access is only granted to those with an authorized ID and password. Users can be added and removed by the administrator.



# Network

## Option 6000

S e r i e s

BARCO redefines the way in which facility managers remotely manage and control their fleet of projectors within their company environment. Our 6000 Series projectors can now easily be connected to an Internet line or LAN/WAN and become IP addressable, just like a standard PC or printer.

This allows the user to access and manage all projectors in various locations from one central point. By connecting to the company network remote access is granted via a password protected webpage, which is put on the network by the hardware inside the projector.

- **Unmatched Ease-of-Use**
- **Smart and Quick Service**
- **Reduced Cost of Ownership**
- **Easy Integration in the Company**

## Network Environment

Ethernet interface (10/100 Base T)  
IP addressable manually or with  
Dynamic Host Configuration Protocol  
(DHCP)  
Web application accessible with  
any web browser  
Mail service via Simple Mail  
Transfer Protocol (SMTP)  
FTP-client for software updates  
SNMP-client (Simple Mail Transfer  
Protocol)

Features with the optional network  
interface  
Remote control and monitoring via  
standard web browser  
On-line diagnostics via web or  
through a mail service  
Downloading via FTP  
Network manager with SNMP

## Order Information

Network Upgrade Kit  
(for installed projectors)  
500 projectors R9840920  
300/6400 projectors R9840930

Network Interface Kit <sup>(2)</sup>  
(for new projectors)  
500 projectors ROPT1776  
300/6400 projectors ROPT1777

BARCO 6000 Series Projectors

ARCOGRAPHICS 6300	R9001440
ARCOREALITY 6300	R9001550
ARCOGRAPHICS 6400	R9001750
ARCOREALITY 6400	R9001760
ARCOGRAPHICS 6500	R9001950
ARCOREALITY 6500	R9001960

<sup>1)</sup> This feature will be available in downloadable release.

<sup>2)</sup> This number has to be included on the order form.

Example: for a BARCOREALITY 6500 with network  
option, you have to order R9001960 + ROPT1776

BARCO Projection Systems Head Office  
Noordlaan 5 8520 Kuurne, Belgium  
Tel: +32 56 36 82 11 Fax: +32 56 35 16 51  
E-mail: sales.bps@barco.com

[www.barco.com](http://www.barco.com)

**BARCO**



BARCO Projection Systems  
is an ISO9001 registered  
company.

The information and data given are typical for the  
equipment described. However any individual  
item is subject to change without any notice.



# NETWORK- ENABLING

Option for  
Barco's 6000  
Projector Series

